


CONTENTS

NOTATION LEGEND	• 5
BASS DESIRES	• 6
THE NAG	• 16
FAT DANCER	• 26
FILIBUSTER	• 32
HEAVEN HILL	• 39
GIL B643	• 44
NOW SHE'S BLONDE	• 51
PICKS AND PANS	• 56
PROTOCOL	• 64
SO YOU SAY	• 69
STILL WARM	• 75
TECHNO	• 81
THANKS AGAIN	• 89
BLUE MATTER	• 94
TRIM	• 103

NOTATION LEGEND



BEND

Strike the first note on the beat. Immediately bend up to the pitch of the second note.

BEND

Hold the first note for the time value indicated before bending up to the pitch of the second note.

LEGATO BEND AND RELEASE

Strike only the first note. Bend up to the second note, then release down to the third note.



PREBEND


Fret the note in parenthesis. Bend up to the pitch of the second note before striking it.

PREBEND AND RELEASE

A prebent note is struck on the beat. Immediately release down to the original fretted note (an F note in this example).

PREBEND AND RELEASE

Hold the prebent note for the indicated time value before releasing to the second note.



UNISON BEND

One note is bent up to equal the pitch of the other note. The two notes are played simultaneously on adjacent strings.

HAMMER ON

Strike only the first note. Hammer on the second note with another fret hand finger.

PULL OFF

Strike only the first note. Then pull the finger off that note causing the second note to sound.



SLIDE

Strike only the first note. Then slide to the second note.

SLIDE

Both notes are struck. Slide from the first note to the second.

SLIDE

Slide to a note from an indefinite pitch or vice versa.



PALM MUTE


Partially mute the note by lightly touching the string with the pick hand.

MUTED STRING

Touch the string with the fret hand but do not depress the string to the fret. A percussive sound is produced.

ARTIFICIAL HARMONIC

Fret the indicated note with the fret hand. Lightly touch the string an octave above the note with a finger of the pick hand. Then strike the string with another pick hand finger.



MICROTONE BEND

Strike the note shown. Immediately bend up a fraction of a fret as indicated.

MICROTONE PREBEND AND RELEASE

Prebend and release as stated above on second line except that the amount bent is a fraction of a fret as indicated.

FRETBOARD TAPPING

Tap (hammer) on the fretboard with a pick hand finger to play the tapped note. In this case, pull off to the second note.